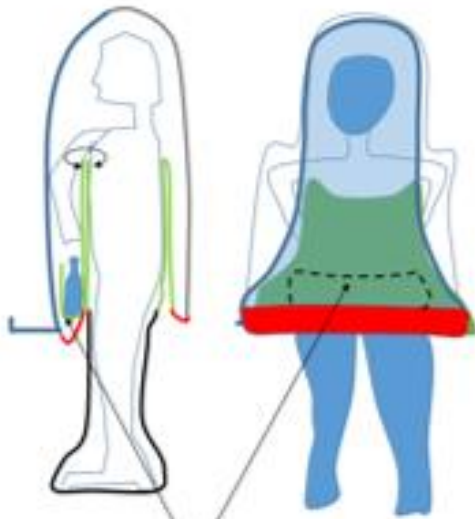
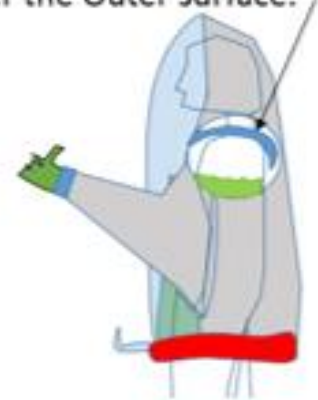
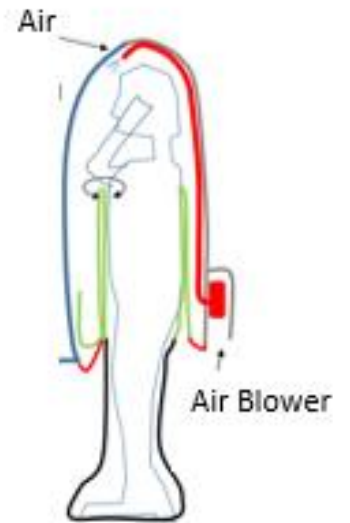


Cut-a-way view to expose the "Shoulder Supports" which hold up the weight of the Top Portion in relation to the person wearing under the Outer surface.

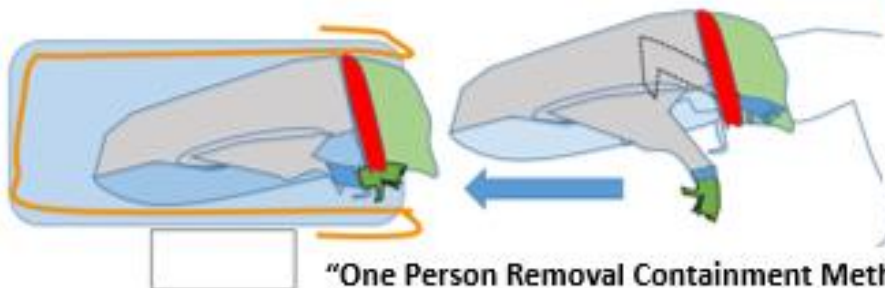
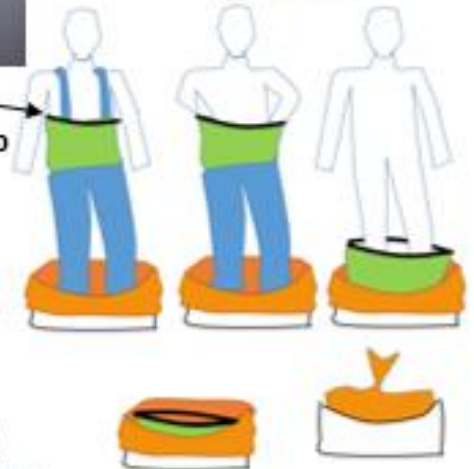


"Drip Sleeve" that contacts at chest area (under shield) and attaches to bottom periphery of top portion.



"Bat Type Sleeves" Allow the arms to be pulled inside suit to access water bottle, phone, etc. from a pocket, without a breach!

"Expandable rigid belt" Allow pants to be removed inside out.



"One Person Removal Containment Method" Walk up to a can with a liner, pull on clear part of shield and slide off.